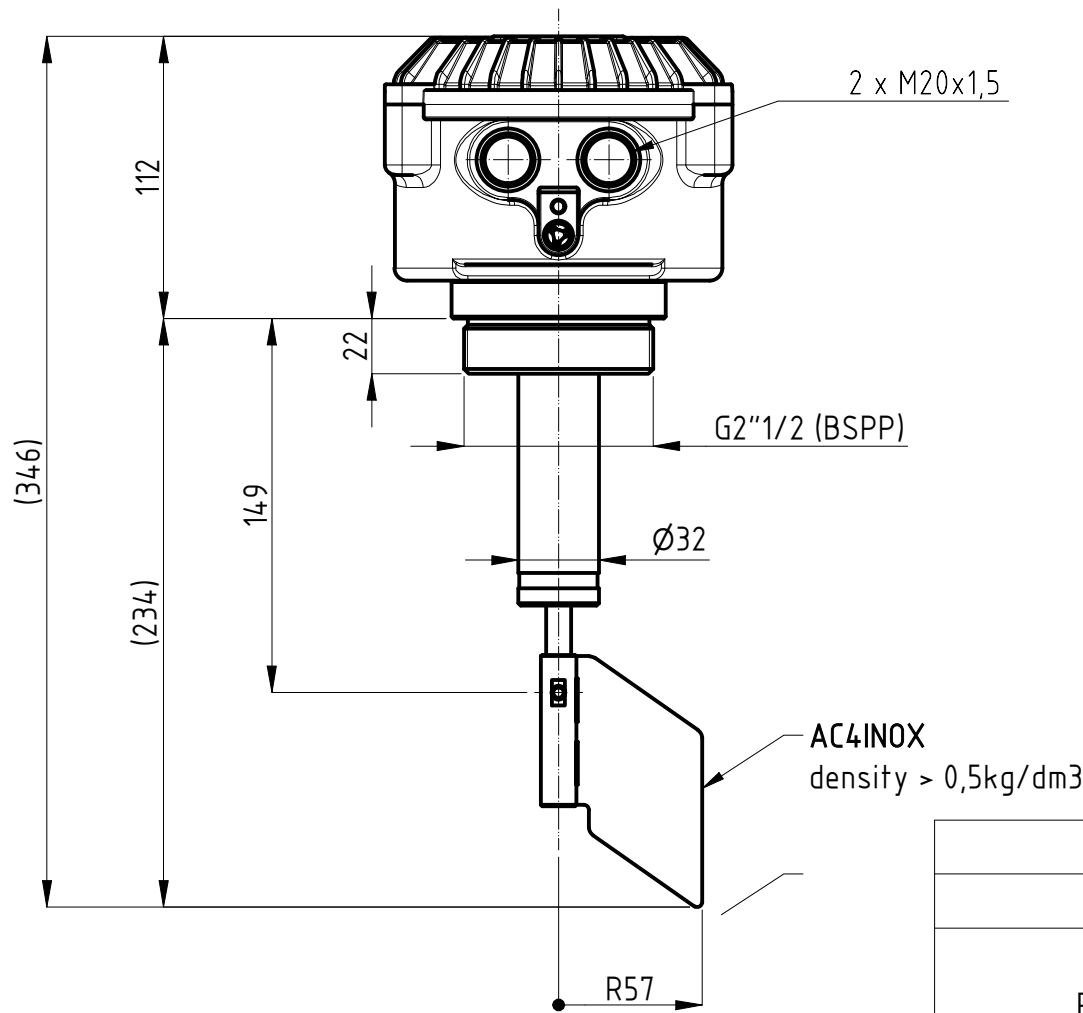
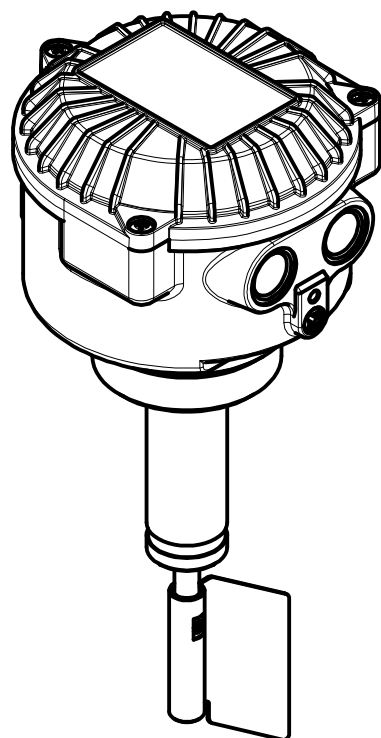


Terminals : male FASTON (.250 series / 6,3x0,8 mm)

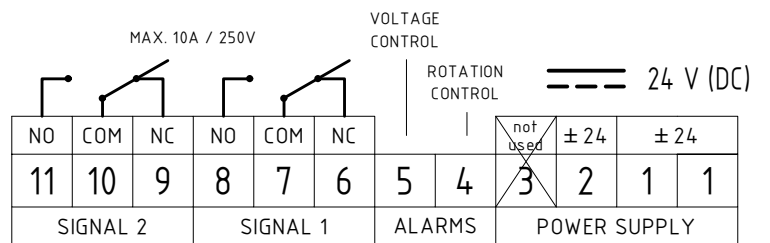
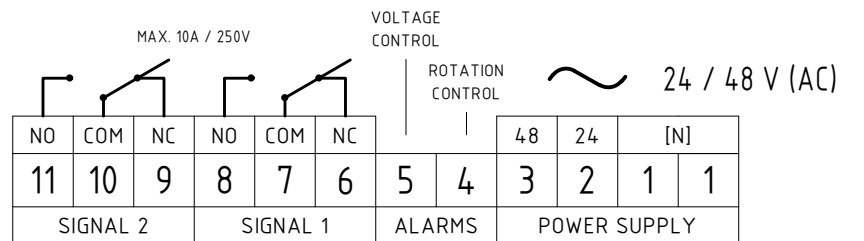
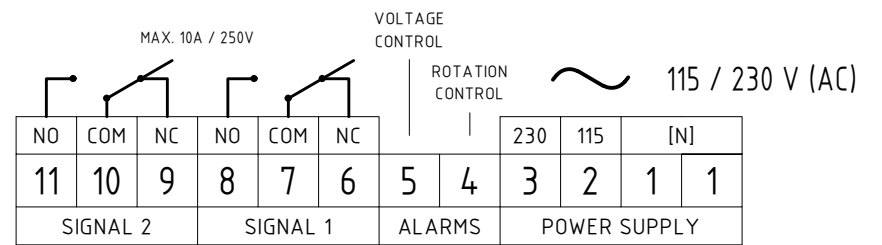
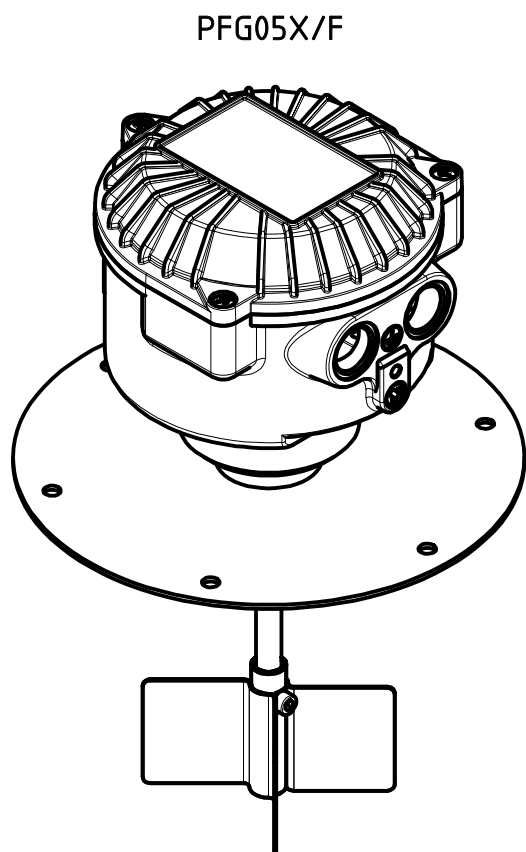
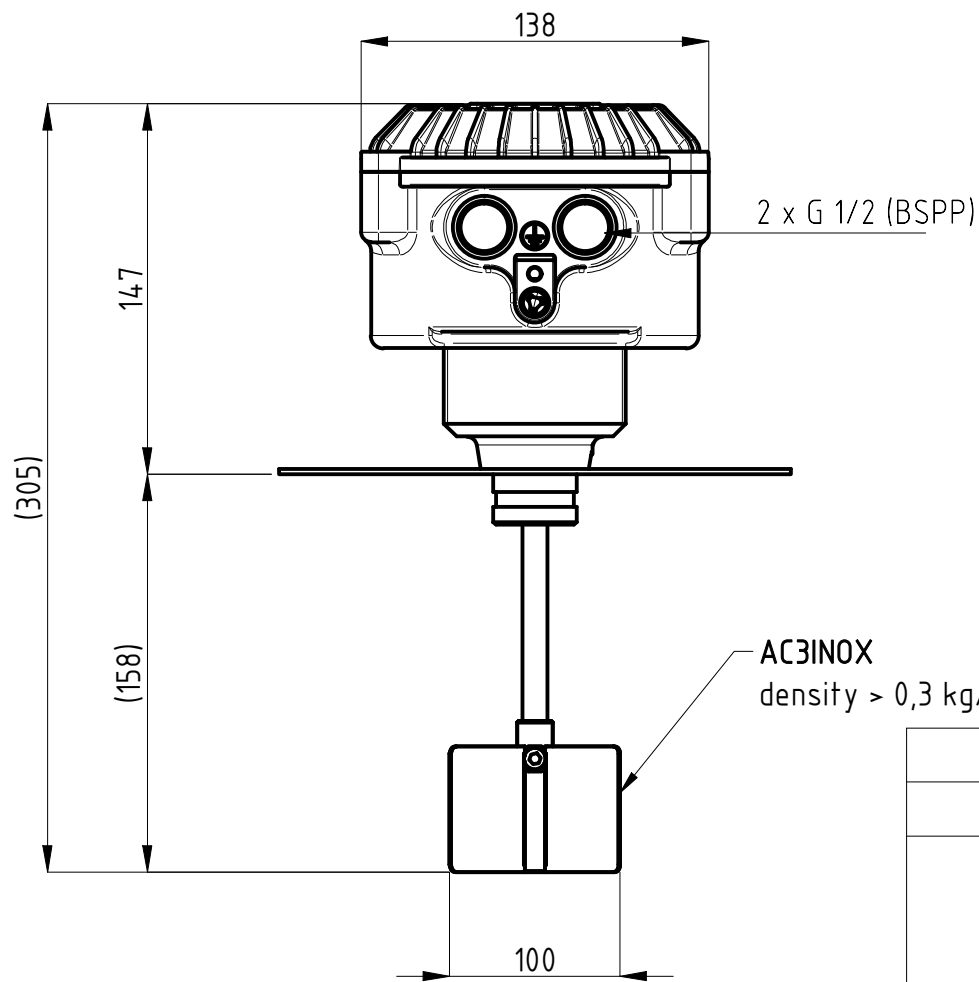
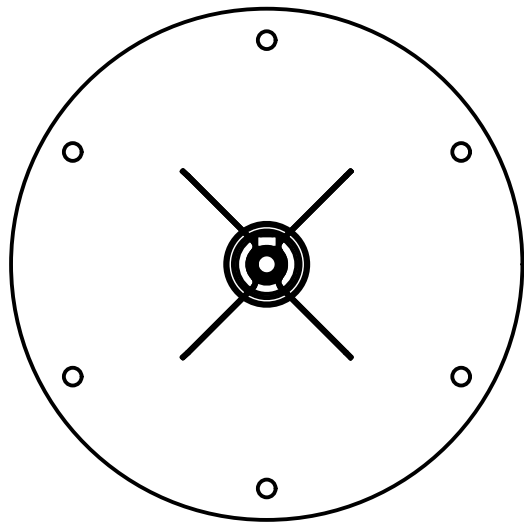


PFG05X



Model	PFG05X
Weight	2,9 [kg]
Power supply	- Bivoltage 115/230[V] (50...60Hz) - 4[W] - Bivoltage 24/48[V] (50...60Hz) - 4[W] - DC 24[V] ±15% - 4[W]
Signal	SPDT / max. 10[A]-250VAC
IP grade	IP65
Housing	Aluminium (powder coated)
Connection	G2" 1/2 - AISI304
Ambient temperature	-20 < Ta < +70 [°C] -40 < Ta < +70 [°C] <i>LOW TEMPERATURE versions only (PFG.../B)</i>
Process temperature	-20 < Tp < +70 [°C] -40 < Tp < +70 [°C] <i>LOW TEMPERATURE versions only (PFG.../B)</i>
Pressure range	+0,8 ... +1,1 bar [abs] +0,8 ... +5 bar [abs] <i>(non ATEX versions)</i>
Directives	2011/65/EU (RoHS) 2014/30/EU (EMC) 2014/34/EU (ATEX) 2014/35/EU (LVD) 1935/2004/EU (Food compliance)
ATEX Marking	Ex II 1/2 D Ex ta/tb IIIC T85°C IP65 Da/Db Ex II 3 D Ex tc IIIB T85°C Dc (Lamp version)
IECEX Marking	Ex ta/tb IIIC T85°C Da/Db

<p>® CAMLogic Via dell'Industria 12 42025 Cavriago (RE) - ITALY www.camlogic.it</p>	<p>CAMLogic®</p>	DRAWING N.	SHEET:
		0602_0003_00	1 OF 5
GENERAL TOL.: ISO 2768-mH	UNLESS OTHERWISE SPECIFIED DIMENSION ARE IN [mm]	DRAWING FROM CAD SYSTEM - REFER TO 3D MODEL FOR MISSING DIMENSION - NO MANUAL MODIFICATION ALLOWED	SCALE: 1:3
			REV: 1 DATE 21.09.2021



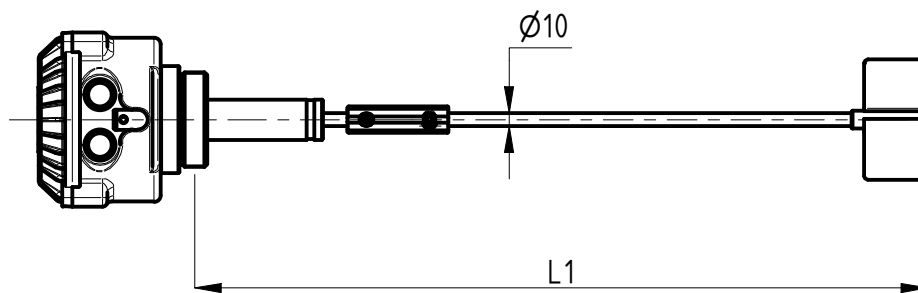
Terminals : male FASTON (.250 series / 6,3x0,8 mm)

Model	PFG05X/F
Weight	2,3 [kg]
Power supply	- Bivoltage 115/230[V] (50...60Hz) - 4[W] - Bivoltage 24/48[V] (50...60Hz) - 4[W] - DC 24[V] ±15% - 4[W]
Signal	SPDT / max. 10[A]-250VAC
IP grade	IP65
Housing	Aluminium (powder coated)
Connection	Flange - AISI304
Ambient temperature	-20 < Ta < +70 [°C] -40 < Ta < +70 [°C] <i>LOW TEMPERATURE versions only (PFG.../B)</i>
Process temperature	-20 < Tp < +70 [°C] -40 < Tp < +70 [°C] <i>LOW TEMPERATURE versions only (PFG.../B)</i>
Pressure range	+0,8 ... +1,1 bar [abs] +0,8 ... +5 bar [abs] <i>(non ATEX versions)</i>
Directives	2011/65/EU (RoHS) 2014/30/EU (EMC) 2014/34/EU (ATEX) 2014/35/EU (LVD) 1935/2004/EU (Food compliace)
ATEX Marking	Ex II 1/2 D Ex ta/tb IIIC T85°C IP65 Da/Db Ex II 3 D Ex tc IIIB T85°C Dc (Lamp version)
IECEX Marking	Ex ta/tb IIIC T85°C Da/Db

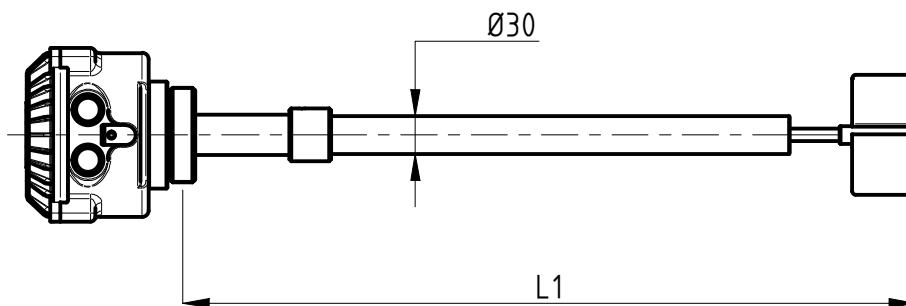
<p>® CAMLogic</p> <p>Via dell'Industria 12 42025 Cavriago (RE) - ITALY www.camlogic.it</p>	<p>CAMLogic®</p>	DRAWING N.	SHEET:
		0602_0003_00	2 OF 5
GENERAL TOL.: ISO 2768-mH	UNLESS OTHERWISE SPECIFIED DIMENSION ARE IN [mm]	DRAWING FROM CAD SYSTEM - REFER TO 3D MODEL FOR MISSING DIMENSION - NO MANUAL MODIFICATION ALLOWED	SCALE: 1:3
			DRAWN NR DATE 21.09.2021

EXTENSIONS

Extension w/o protection
PSPX : stainless steel (AISI 304)

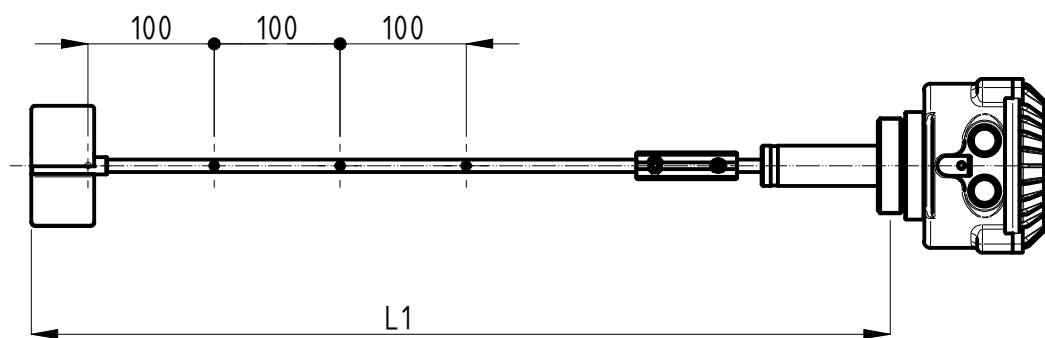


Extension with external protection
PCPX : stainless steel (AISI 304)

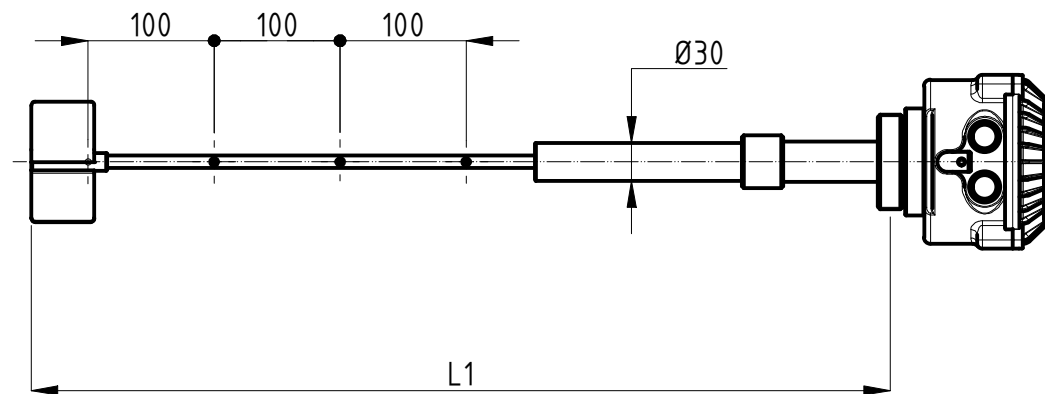


L1 [mm]
300
400
500
600
700
800
900
1000
1200
1500
1800
2000
2500
3000
other lengths available on request, up to 3m

L1 [mm]
600
700
800
900
1000
1200
1500
1800
2000
2500
3000
other lengths available on request, up to 3m



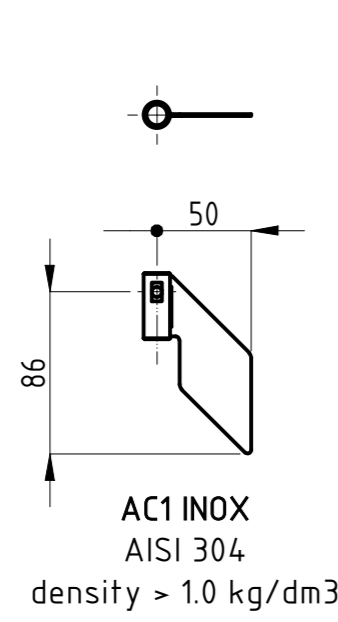
Adjustable extension
w/o protection
PRSX : stainless steel (AISI 304)



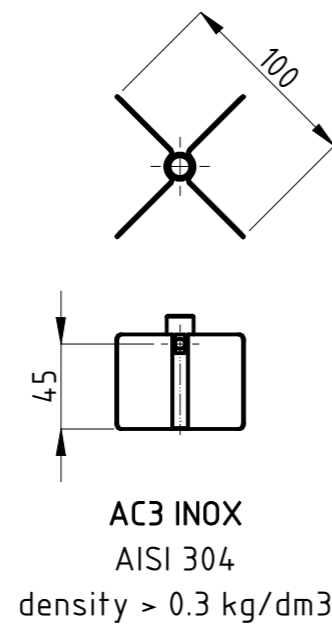
Extension with external protection
PRPX : stainless steel (AISI 304)

NOTE : lengths may slightly differ from the tables according to the type of connection, model type and paddle chosen

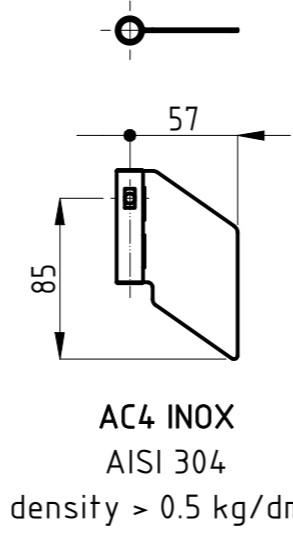
<p>® CAMLogic Via dell'Industria 12 42025 Cavriago (RE) - ITALY www.camlogic.it</p>	<p>CAMLogic®</p>	DRAWING N.	SHEET:
		0602_0003_00	3 OF 5
GENERAL TOL.: ISO 2768-mH	UNLESS OTHERWISE SPECIFIED DIMENSION ARE IN [mm]	DRAWING FROM CAD SYSTEM - REFER TO 3D MODEL FOR MISSING DIMENSION - NO MANUAL MODIFICATION ALLOWED	SCALE: 1:6
			REV: 1 DRAWN NR DATE 30.09.2021



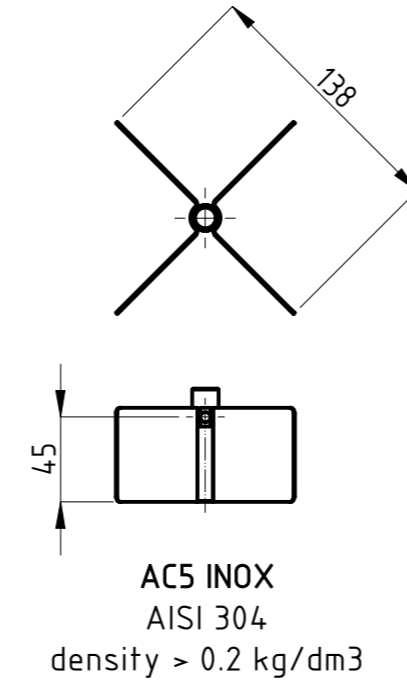
AC1 INOX
AISI 304
density > 1.0 kg/dm³



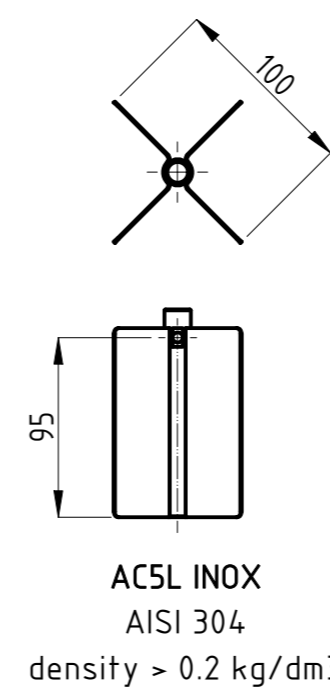
AC3 INOX
AISI 304
density > 0.3 kg/dm³



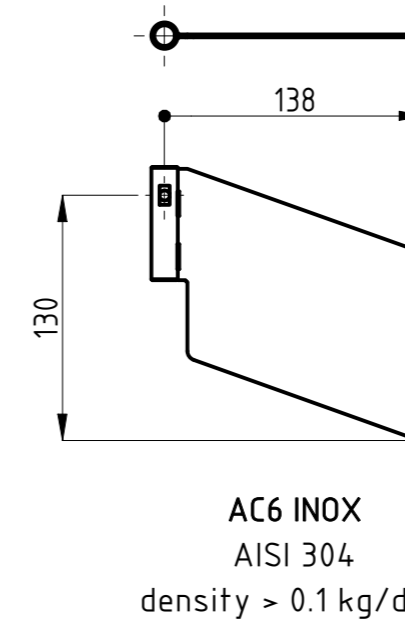
AC4 INOX
AISI 304
density > 0.5 kg/dm³



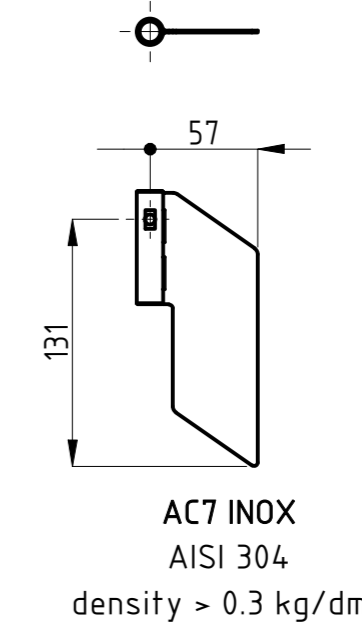
AC5 INOX
AISI 304
density > 0.2 kg/dm³



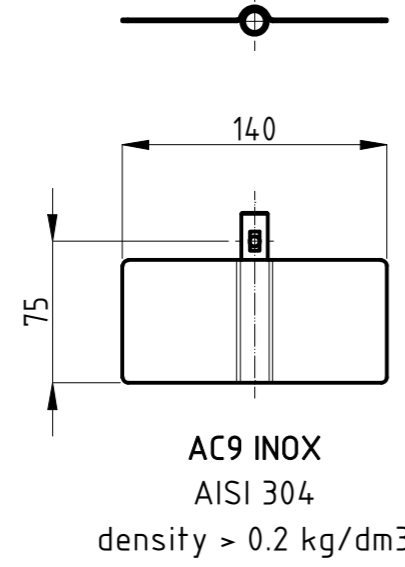
AC5L INOX
AISI 304
density > 0.2 kg/dm³



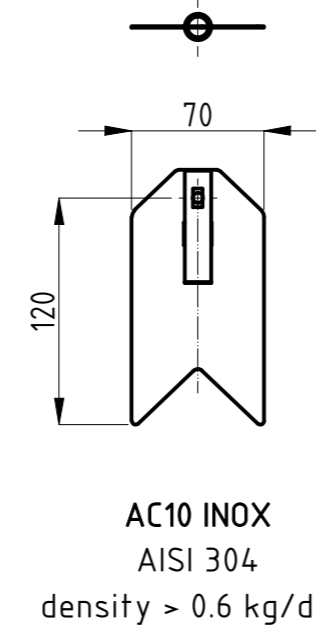
AC6 INOX
AISI 304
density > 0.1 kg/dm³



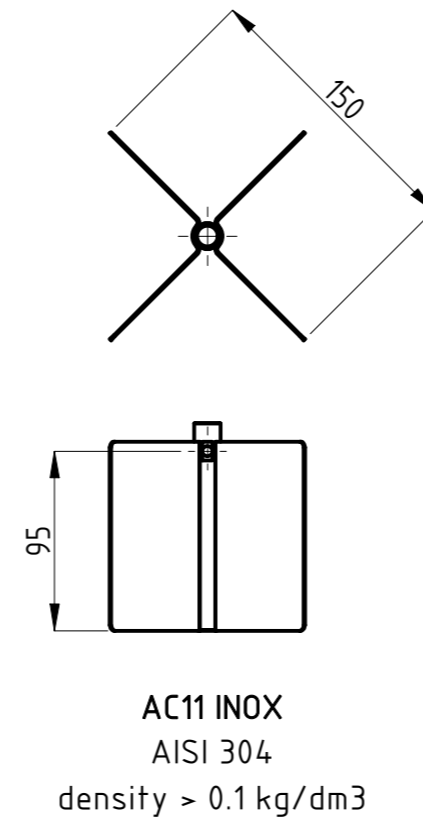
AC7 INOX
AISI 304
density > 0.3 kg/dm³



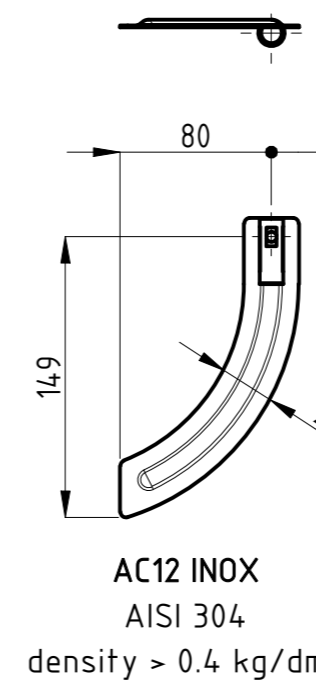
AC9 INOX
AISI 304
density > 0.2 kg/dm³



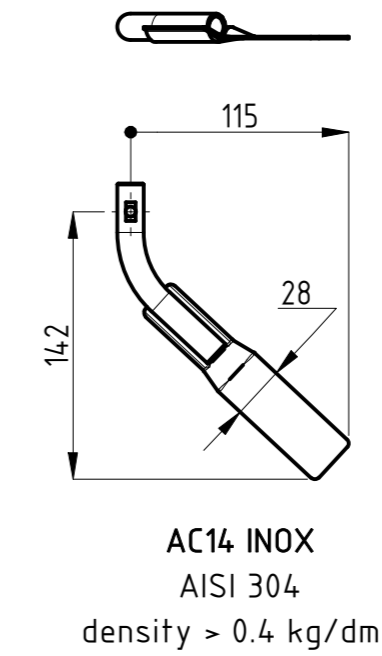
AC10 INOX
AISI 304
density > 0.6 kg/dm³



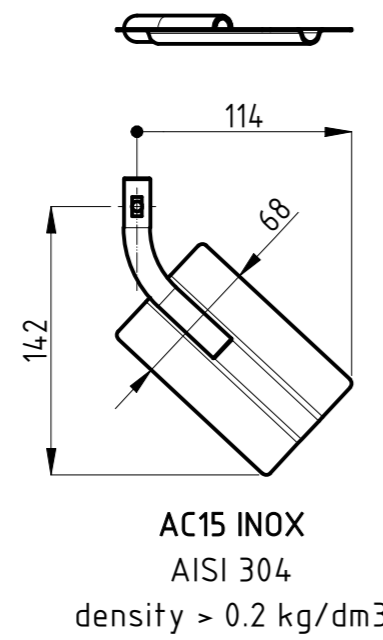
AC11 INOX
AISI 304
density > 0.1 kg/dm³



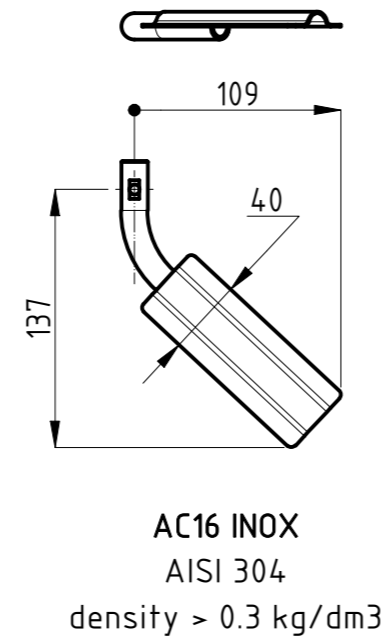
AC12 INOX
AISI 304
density > 0.4 kg/dm³



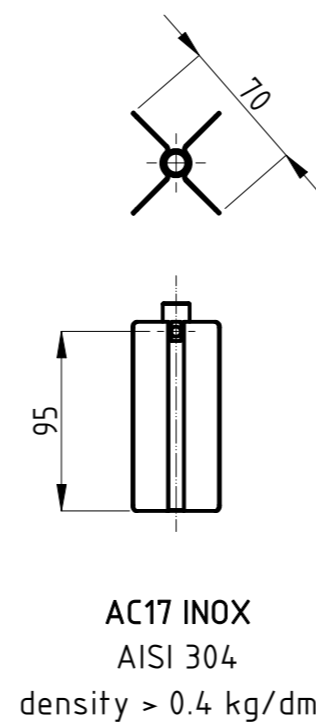
AC14 INOX
AISI 304
density > 0.4 kg/dm³



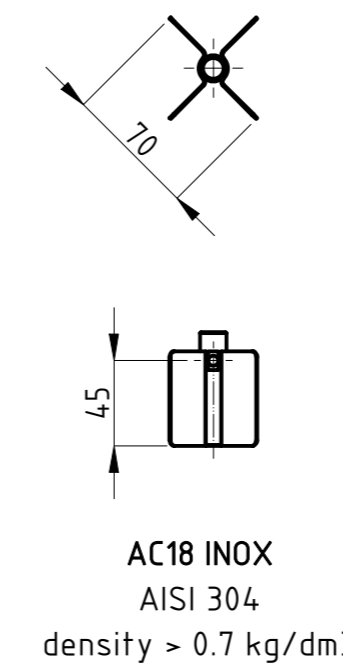
AC15 INOX
AISI 304
density > 0.2 kg/dm³



AC16 INOX
AISI 304
density > 0.3 kg/dm³

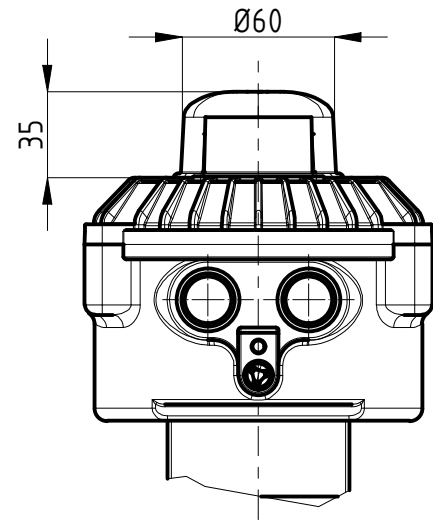


AC17 INOX
AISI 304
density > 0.4 kg/dm³



AC18 INOX
AISI 304
density > 0.7 kg/dm³

OPTIONS



SIGNAL LAMP (PFG05.../L)

Adds a LED lamp on top. The lamp could be connected to NC contact (MIN level - empty), or NO contact (MAX level - full).

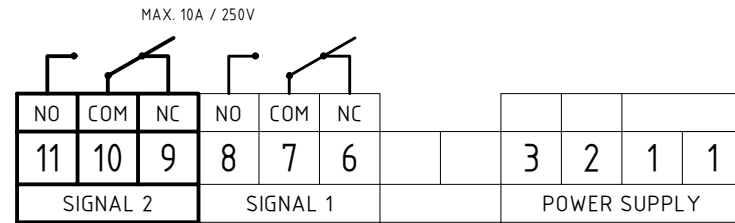
Must define a single power supply voltage: 24[V]
48[V]
115[V]
230[V]

NOTE

Model with lamp can be installed only in Atex zone 22
Marking: Ex II 3 D Ex tc IIIB T85°C Dc

DOUBLE DRY CONTACT

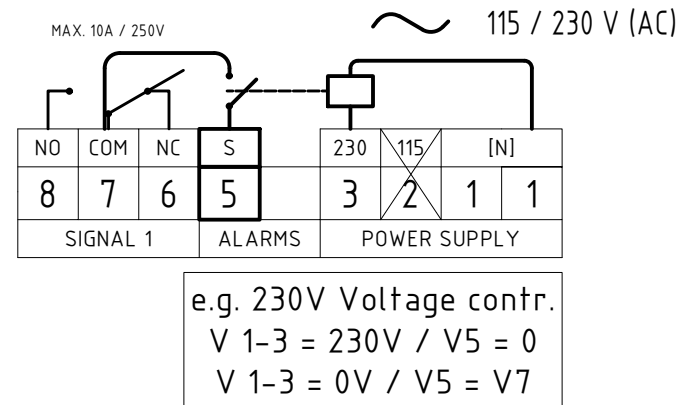
Adds a second signal contact SPDT (terminals 9 - 10 - 11)



VOLTAGE CONTROL

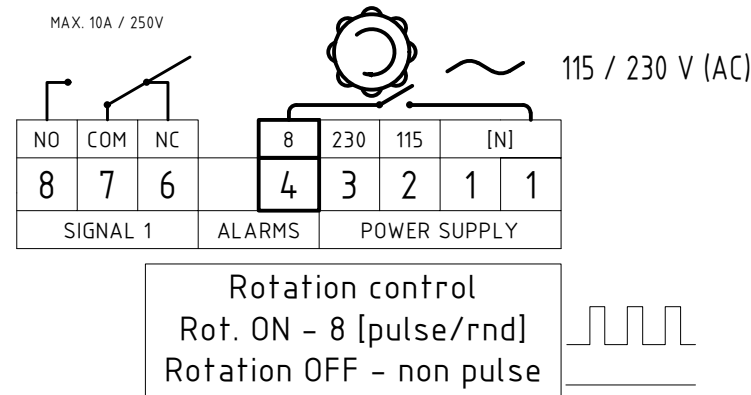
Adds an alarm in case of power supply failure. When power supply is OFF, a relay closes terminals 5 and 7

Must define a single power supply voltage: 24[V]
48[V]
115[V]
230[V]



ROTATION CONTROL

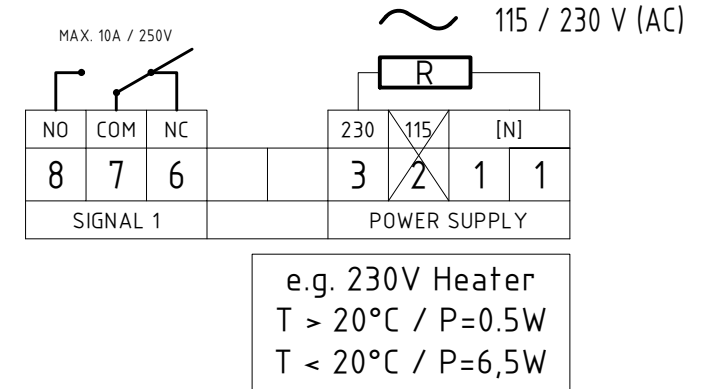
Adds a signal to indicate shaft rotation. When the shaft rotates, a microswitch generates a pulse signal (8 pulse / rotation) between terminals 1 and 4. On request, it is possible to have the pulsed signal between terminals 4 and 7.



LOW TEMPERATURE (PFG05.../B)

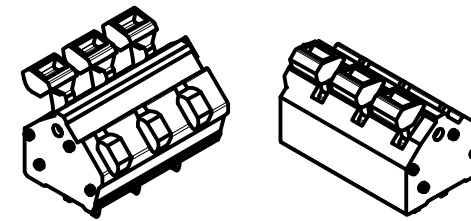
Extends the range of use of the indicator down to a minimum temperature of -40 °C
Intelligent automatic operation: when the temperature exceeds + 20 °C it stops heating (heating OFF), it is reactivated when the temperature falls again below + 20 °C (heating ON)

Must define a single power supply voltage: 24[V]
48[V]
115[V]
230[V]




SPRING TERMINAL BLOCK

Terminals with spring terminal design. No tool needed for wires connection. 0,13 - 2,5mm² (AWG26 - AWG14)



SCREW TERMINAL BLOCK

Terminals with screw terminal design (flat head) 0,05 - 2,5mm² (AWG30 - AWG12)



4rpm GEARMOTOR

Increase paddle speed (4 rpm) to reduce product detection delay time (response time ~ 1,5s)

CONDENSATION FILTER

It allows the exchange of air temperature and pressure with the ambient, preventing the formation of condensation. The option does not alter the IP grade and the Ex marking of the device.